

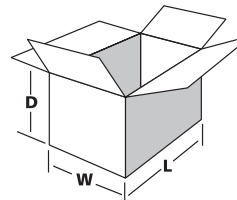
CORRUGATED BOXES

Corrugated boxes are the most popular packaging material to protect, transport, display, and sell your product. Corrugated cushions products throughout the supply chain and its stacking strength helps stabilize contents. We are a full service corrugate manufacturer and beyond these handy in stock boxes can create almost any style, size, and graphically printed box you can imagine.



CORRUGATED

CORRUGATED BOXES - STOCK



RSCs (Regular Slotted Containers)
are the most common type of shipping carton. You simply fold and tape to seal.

* Easily adjustable. Extra depth score allows you to quickly and conveniently reduce the height of the box by 2" (51mm).

RSC STYLE (REGULAR SLOTTED CONTAINERS)

GLBC CODE	EXTRA DEPTH SCORE	IMPERIAL				METRIC				BOARD TEST	BUNDLE QTY	SKID QTY
		LENGTH (IN)	WIDTH (IN)	DEPTH (IN)	APPROX. CPTY (LB)	LENGTH (MM)	WIDTH (MM)	DEPTH (MM)	APPROX. CPTY (KG)			
CB0005		5	4 1/2	3 1/2	20	127	114	89	9	ECT32	25	2400
CB0010		5	5	5	20	127	127	127	9	ECT32	25	1800
CB0015		6	5	5	20	152	127	127	9	ECT32	25	1200
CB0020		6	6	6	20	152	152	152	9	ECT32	25	1200
CB0027		8	4	4	35	203	102	102	16	ECT32	25	1200
CB0029		8	6	4	35	203	152	102	16	ECT32	25	900
CB0030		8	8	6	35	203	203	152	16	ECT32	25	900
CB0040	*	8	8	8	35	203	203	203	16	ECT32	25	900
CB0049	*	8	8	12 1/2	50	203	203	318	23	ECT32	25	1050
CB0035		9	7	4	35	229	178	102	16	ECT32	25	900
CB0042		9	9	9	50	229	229	229	23	ECT32	25	600
CB0047		10	8	6	50	254	203	152	23	ECT32	25	900
CB0050	*	10	10	8	50	254	254	203	23	ECT32	25	750
CB0055	*	10	10	10	50	254	254	254	23	ECT32	25	750
CBW045 (WHITE)	*	11 1/4	8 3/4	8	50	286	222	203	23	ECT32	25	750
CBW048 (WHITE)	*	11 1/4	8 3/4	12	50	286	222	305	23	ECT32	25	500
CB0044	*	11 1/2	9 1/2	6	35	292	241	152	16	ECT32	25	1050
CB0045		12	9	6	50	305	229	152	23	ECT32	25	600
CB0043	*	12	9	10	50	305	229	254	23	ECT32	25	750
CB0063		12	10	8	50	305	254	203	23	ECT32	25	600
CB0070	*	12	12	10 1/2	50	305	305	267	23	ECT32	25	500
CB0065	*	12 1/4	12 1/4	6	50	311	311	152	23	ECT32	25	500

GLBC CODE	EXTRA DEPTH SCORE	IMPERIAL				METRIC				BOARD TEST	BUNDLE QTY	SKID QTY
		LENGTH (IN)	WIDTH (IN)	DEPTH (IN)	APPROX. CPTY (LB)	LENGTH (MM)	WIDTH (MM)	DEPTH (MM)	APPROX. CPTY (KG)			
CB0072	*	12 1/4	12 1/4	12	50	311	311	305	23	ECT32	25	500
CB0025		13	5	5	35	330	127	127	16	ECT32	25	1200
CB0075	*	14	14	14	50	356	356	356	23	ECT32	20	560
CB1070 (LAMP BOX)		14	14	40	65	356	356	1016	30	ECT32	5	-
CB0052	*	14 1/4	7 1/8	8	50	362	181	203	23	ECT32	25	750
CB0071	*	14 1/4	14 1/4	8	50	362	362	203	23	ECT32	25	500
CB0068	*	15	12	10	50	381	305	254	23	ECT32	25	500
CB0061	*	15 1/4	10 1/8	9 5/8	50	387	257	245	23	ECT32	25	500
CB0041		16	8	4	35	406	203	102	16	ECT32	25	1050
CB0069		16	12	10	50	406	305	254	23	ECT32	25	400
CB0079	*	16	16	8*	65	406	406	203	30	ECT32	20	280
CB0080	*	16	16	16*	65	406	406	406	30	ECT32	20	280
CB1001 (1.5 CUBE)		16 1/4	12 1/4	12 1/2	65	413	311	318	30	ECT32	20	240
CB4001 (1.5 CUBE, PRINTED)		16 1/4	12 1/4	12 1/2	65	413	311	318	30	ECT32	20	240
CB0057	*	17 1/4	12 3/4	5 7/8	50	438	324	149	23	ECT32	25	500
CB0056		18	12	5	50	457	305	127	23	ECT32	25	500
CB0081		18	12	6	65	457	305	152	30	ECT32	25	400
CB0073	*	18	12	10	50	457	305	254	23	ECT32	25	500
CB0086		18	12	12	65	457	305	305	30	ECT32	25	400
CB1002 (2 CUBE)		18	15 1/4	12 1/2	65	457	387	318	30	ECT32	20	240
CB4002 (2 CUBE, PRINTED)		18	15 1/4	12 1/2	65	457	387	318	30	ECT32	20	240
CB0083	*	18	18	10	65	457	457	254	30	ECT32	20	280
CB1003		18	18	16	65	457	457	406	30	ECT32	10	130
CB0085	*	18	18	18	65	457	457	457	30	ECT32	15	135
CB1005 (5 CUBE)		18	18	26 1/2	65	457	457	673	30	ECT32	10	130
CB1050 (CHINA, BARREL, PRINTED)	*	18	18	28	120	457	457	711	54	ECT51	5	75
CB1004 (4 CUBE)		18 1/4	18 1/4	20 1/2	65	464	464	521	30	ECT32	10	130
CB4004 (4 CUBE, PRINTED)		18 1/4	18 1/4	20 1/2	65	464	464	521	30	ECT32	10	130

GLBC CODE	EXTRA DEPTH SCORE	IMPERIAL				METRIC				BOARD TEST	BUNDLE QTY	SKID QTY
		LENGTH (IN)	WIDTH (IN)	DEPTH (IN)	APPROX. CPTY (LB)	LENGTH (MM)	WIDTH (MM)	DEPTH (MM)	APPROX. CPTY (KG)			
CB0084	*	20	20	14	65	508	508	356	30	ECT32	15	135
CB0090	*	20	20	20	65	508	508	508	30	ECT32	10	130
CB1006 (6 CUBE)		20	20	26	65	508	508	660	30	ECT32	10	130
CB0074	*	22	12	10	50	559	305	254	23	ECT32	20	420
CB0078	*	22	15	10	65	559	381	254	30	ECT32	20	280
CB0775	*	24	12	6	50	610	305	152	23	ECT32	20	420
CB0077	*	24	12	12	65	610	305	305	30	ECT32	20	280
CB3691		24	16	14 1/2	65	610	406	368	30	ECT32	15	210
CB1008 (6.1 CUBE)		24	18	24	65	610	457	610	30	ECT32	10	130
CB7000 (STANDUP/ PRINTED WARD- ROBE BOX)		24	20	45	65	610	508	1143	30	ECT48	1	80
CB0095	*	24	24	12	65	610	610	305	30	ECT32	10	130
CB0100	*	24	24	24	65	610	610	610	30	ECT32	5	125
CB0082	*	25	15	12	65	635	381	305	30	ECT32	15	240
CB3690		26	16	19	65	660	406	483	30	ECT32	15	120
CB7003 (LAYDOWN WARDROBE BOX)		32 13/16	18 1/4	9	65	833	464	229	30	ECT32	15	270

**FOL STYLE
(LENGTH FLAPS FULLY OVERLAP)**

GLBC CODE	DESCRIPTION	IMPERIAL				METRIC				BOARD TEST	BUNDLE QTY	SKID QTY
		LENGTH (IN)	WIDTH (IN)	DEPTH (IN)	APPROX. CPTY (LB)	LENGTH (MM)	WIDTH (MM)	DEPTH (MM)	APPROX. CPTY (KG)			
CB1059	SMALL MIRROR BOX (PRINTED)	37	4 3/8	26 1/2	65	940	111	673	30	ECT32	5	120
CB4037	(TV BOX PRINTED - FITS MOST TV'S UNDER 37"/940MM)	37	6 1/2	25		940	165	635		ECT48	5	60
CB4040	(TV BOX PRINTED - FITS MOST TV'S BETWEEN 37"-46"/ 940MM - 1168MM)	46	6 1/2	29		1168	165	767		ECT48	5	60
CB1060	LARGE MIRROR BOX (PRINTED)	48	4 3/8	32 1/2	65	1219	111	826	30	ECT32	5	130
CB4043	(TV BOX PRINTED - FITS MOST TV'S BETWEEN 47"-55"/ 1194MM-1397MM)	54	6 1/2	35		1372	165	889		ECT48	5	60

WHITE DIECUT MAILERS

GLBC CODE	DESCRIPTION	IMPERIAL			METRIC			BUNDLE QTY
		LENGTH (IN)	WIDTH (IN)	DEPTH (IN)	LENGTH (MM)	WIDTH (MM)	DEPTH (MM)	
CB1490	STYLE C	4 1/2	3 3/8	1	114	86	25	50
CB1500	STYLE C	5	3	2	127	76	51	50
CB1510	STYLE B	5	4 1/2	3 1/2	127	114	89	50
CB1515	STYLE B (FITS 500 BUSINESS CARDS)	6	3 5/8	2 1/8	152	92	54	50
CB1525	STYLE C	7 1/4	3 3/4	2 1/4	184	95	57	50
CB1540	STYLE C	9	3	3	229	76	76	50
CB1545	STYLE D	9	6	1	229	152	25	50
CB1550	STYLE C	9 1/2	8	2 1/4	241	203	57	50
CB1605	STYLE C (FITS LETTER SIZE PAPER)	11 1/4	8 3/4	2 1/8	286	222	54	50
CB1610	STYLE C (FITS LETTER SIZE PAPER)	11 1/4	8 3/4	3	286	222	76	50
CB1615	STYLE C (FITS LETTER SIZE PAPER)	11 1/4	8 3/4	4	286	222	102	50
CB1800	STYLE B (FITS #10 ENVELOPES)	12 1/8	9 5/8	4 3/16	308	245	106	50
CB1750	STYLE A	12 1/4	9 5/8	2 7/8	311	245	73	50
CB1840	STYLE C	13	10	2	330	254	51	50


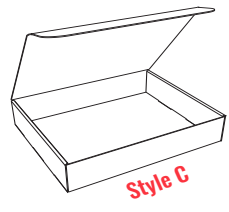
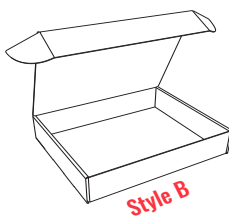
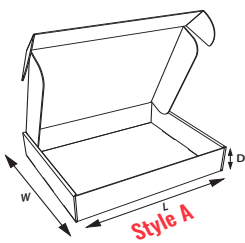
STYLE A: ROLL-END TUCK FRONT (RETF) WITH DUSTFLAPS

STYLE B: ROLL-END TUCK FRONT (RETF)

STYLE C: ROLL-END TUCK TOP (RETT)

STYLE D: ROLL-END TUCK TOP (RETT) WITH DUSTFLAPS

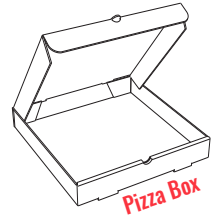




SPECIALTY CORRUGATED - STOCK

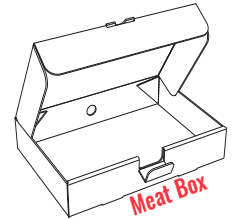
PIZZA BOXES

GLBC CODE	IMPERIAL			METRIC			CLR	BUNDLE QTY
	LENGTH (IN)	WIDTH (IN)	DEPTH (IN)	LENGTH (CM)	WIDTH (CM)	DEPTH (CM)		
CN6110	10	10	1 3/4	25.4	25.4	4.4	WHITE	50
CN6112	12	12	1 3/4	30.5	30.5	4.4	WHITE	50
CN6114	14	14	2	35.6	35.6	5	WHITE	50



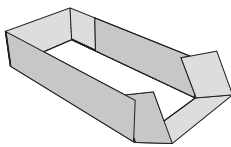
MEAT BOX

GLBC CODE	DESCRIPTION	IMPERIAL			METRIC			BUNDLE QTY
		LENGTH (IN)	WIDTH (IN)	DEPTH (IN)	LENGTH (CM)	WIDTH (CM)	DEPTH (CM)	
CB1900	GUSSETED BOTTOM W/ VENTILATION HOLE - WHITE	15 1/4	10 1/2	3	38.7	26.7	7.6	50

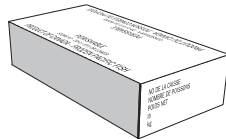


SEAFOOD BOXES

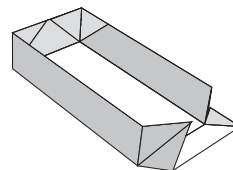
GLBC CODE	DESCRIPTION	IMPERIAL			METRIC			BUNDLE QTY
		LENGTH (IN)	WIDTH (IN)	DEPTH (IN)	LENGTH (CM)	WIDTH (CM)	DEPTH (CM)	
CF1050	50Z BOTTOM UNWAXED	30	14	7	76.2	35.6	17.8	20
CF1051	50Z TOP UNWAXED (PRINTED)	30	14	7	76.2	35.6	17.8	20
CF1055	50Z BOTTOM WAXED, GUSSETED	30	14	7	76.2	35.6	17.8	20



50Z Bottom (Unwaxed)



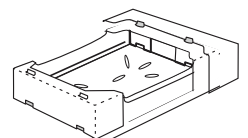
50Z Top (Unwaxed)



50Z Bottom (Waxed)

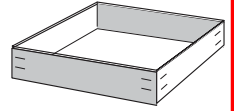
STACKABLE PRODUCE (BERRY TRAYS)

GLBC CODE	DESCRIPTION	IMPERIAL			METRIC			CLR	BUNDLE QTY
		LENGTH (IN)	WIDTH (IN)	DEPTH (IN)	LENGTH (CM)	WIDTH (CM)	DEPTH (CM)		
CB5360	VENT HOLES, FITS 12X1 PINT OR 6X1 QT CONTAINERS	17 1/2	13 1/4	4 1/2	44.5	33.7	11.4	WHITE	25



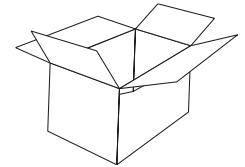
**NURSERY
(BAKERY TRAYS)**

GLBC CODE	DESCRIPTION	IMPERIAL			METRIC			CLR	BUNDLE QTY
		LENGTH (IN)	WIDTH (IN)	DEPTH (IN)	LENGTH (CM)	WIDTH (CM)	DEPTH (CM)		
CB5305	STAPLE CORNERS TO ASSEMBLE	18	13	4	45.7	33	10.2	KRAFT	25
CB5303	STAPLE CORNERS TO ASSEMBLE	26	18	4	66	45.7	10.2	KRAFT	25




**PALLET SIZE
TOTE BOXES
(1000 LB)**

GLBC CODE	DESCRIPTION	IMPERIAL			METRIC			CLR	BUNDLE QTY
		LENGTH (IN)	WIDTH (IN)	DEPTH (IN)	LENGTH (CM)	WIDTH (CM)	DEPTH (CM)		
CF2000	REGULAR DUTY - EC71 DOUBLEWALL	47	39	30	119.4	99.1	76.2	KRAFT	50
CF2020	HEAVY DUTY - EC71 DOUBLEWALL W/ECT51 DOUBLEWALL LINER	47	39	30	119.4	99.1	76.2	KRAFT	25




**ENVELOPE
(STIFFENER PAD)**

GLBC CODE	DESCRIPTION	IMPERIAL		METRIC		CLR	BUNDLE QTY
		LENGTH (IN)	WIDTH (IN)	LENGTH (CM)	WIDTH (CM)		
CB1185	PREVENTS DOCUMENTS FROM BENDING	11	8 1/2	27.9	21.6	WHITE	50



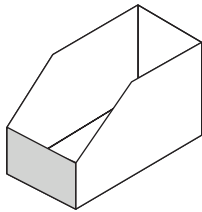
**BALLOT
BOX**

GLBC CODE	IMPERIAL					METRIC					CLR	BUNDLE QTY
	LENGTH (IN)	WIDTH (IN)	DEPTH (IN)	HEADER LENGTH (IN)	HEADER WIDTH (IN)	LENGTH (CM)	WIDTH (CM)	DEPTH (CM)	HEADER LENGTH (CM)	HEADER WIDTH (CM)		
CB0601	12 1/4	8 3/4	16 3/8	10	12	31.1	22.2	41.6	25.4	30.5	WHITE	20

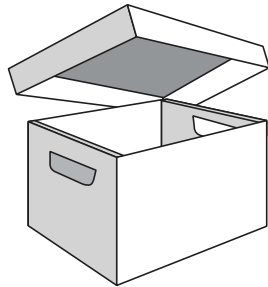


OFFICE ORGANIZATION

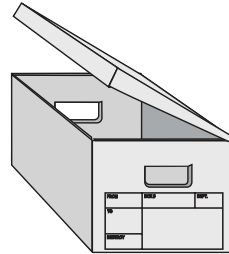
GLBC CODE	DESCRIPTION	IMPERIAL			METRIC			CLR	BUNDLE QTY
		LENGTH (IN)	WIDTH (IN)	DEPTH (IN)	LENGTH (CM)	WIDTH (CM)	DEPTH (CM)		
CB2002	BIN BOXES (INSERTS AVAILABLE - SEE BELOW)	2	11	4 1/2	5.1	27.9	11.4	WHITE	50
CB2004	BIN BOXES (INSERTS AVAILABLE - SEE BELOW)	4	11	4 1/2	10.2	27.9	11.4	WHITE	50
CB2006	BIN BOXES (INSERTS AVAILABLE - SEE BELOW)	6	11	4 1/2	15.2	27.9	11.4	WHITE	50
CB2008	BIN BOXES (INSERTS AVAILABLE - SEE BELOW)	8	11	4 1/2	20.3	27.9	11.4	WHITE	50
CB2009	INSERTS FOR USE WITH BIN BOXES	3 1/2	2 5/8	3	8.9	6.7	7.6	WHITE	100
CB2010	INSERTS FOR USE WITH BIN BOXES	5 1/8	3 3/8	3	13	8.6	7.6	WHITE	100
CB2511	2 PIECE FILE BOX (LID & BOX)	15	12	10	38.1	30.5	25.4	KRAFT	25
CB2500	1 PIECE FILE BOX	15	12	10	38.1	30.5	25.4	KRAFT	25



BIN BOXES



TWO PIECE FILE BOX



ONE PIECE FILE BOX