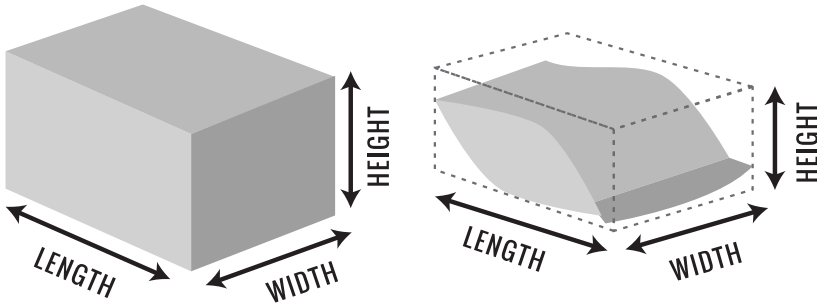




How to Measure YOUR PACKAGING



Branding TIP

Want to create an open box experience for your customer? At GLBC, we can help you personalize your packaging as a part of your branding. Here is a few of our offerings we can help customize for you:

Box | Labels | Tape | Air Pillows | Gift Card Box


Contact us for more information!

Optimizing Packaging CHOOSING THE RIGHT SIZE


Choosing the right packaging is difficult. That's why our packaging options follows Canada Post regulations to ensure on time delivery without delays. Consider where you will be delivering your end product to - **Lobby Box, Parcel Locker, or Community Mailbox**. If your package fits, your customer will receive the item on the first delivery attempt.

Here are three of our offerings that follow Canada Post Guidelines:

Lobby Box - 33cm x 12.7cm x 12.7cm | Parcel Box - 29.2cm x 22.2cm x 15.2 cm | Community Box - 40.6cm x 20.3cm x 10.2 cm



LOBBY BOX	
*MINIMUM COMPARTMENT SIZES	
12.5 cm X 13.5 cm or 25 cm X 7.5 cm	

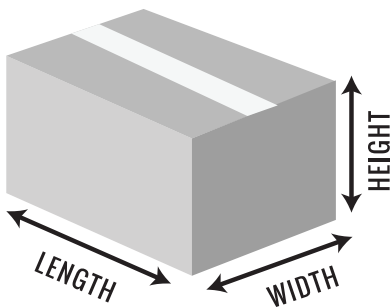


PARCEL LOCKER		
COMPARTMENT SIZES		
DEPTH	WIDTH	HEIGHT RANGE
43.2 cm	30.5 cm	Compartments a, b, d & e 21.5 cm
		Compartments c 43 cm
		Compartments f 57.6 cm

COMMUNITY MAILBOX		
COMPARTMENT SIZES		
DEPTH	WIDTH	HEIGHT RANGE
42.4 cm	30.4 cm	Mail Compartments 7.6 cm
		Parcel Compartments between 25.2 cm and 40.2 cm

Courier Weight Formulas

FEDEX & UPS DIMENSIONAL WEIGHT FORMULA

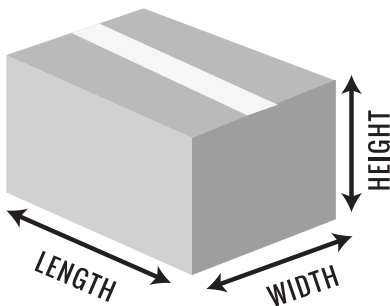


$$\text{Dimensional Weight (kg)} = \frac{L \times W \times H}{139}$$

LENGTH, WIDTH, AND HEIGHT ALL IN CM*

For Example: A 25.4 X 25.4 X 25.4 package, will be 3.6 Kg. billable rate, even if the parcel's actual weight is just 3 lbs. But, if the actual weight is 4.5 Kg lbs, you'll pay the 4.5 Kg. rate. The higher weight, actual or billable, is what carriers base their shipping rate on.

CANADA POST DIMENSIONAL WEIGHT FORMULA



$$\text{Dimensional Weight (kg)} = \frac{L \times W \times H}{\text{DIMENSIONAL WEIGHT FACTOR}}$$

LENGTH, WIDTH, AND HEIGHT ALL IN CM

Canada Post dimensional weight can be applied as follows:

- For Priority, Xpressport and all USA/International Parcels use 5,000 when measuring in cm and 139 when using inches.
- For Expedited and Regular Parcels, continue to use 6,000 when measuring in cm and 166 when using inches.



Packaging Decisions

Using larger boxes than necessary is a big mistake since, in most cases, every package you ship will cost more. Here are some tips to ensure that you pay the lowest rate possible on every parcel you ship.

1. BOX SIZES & PACKAGING MATERIALS

Your goal is to use the smallest box needed to protect your item in transit. Anything more than what's absolutely needed to protect products cuts into your profits. Too large packaging requires excessive packing materials to fill the void - adding costs. Using right-sized packaging to ship your products, is an easy way to cut wasteful spending on fill materials and shipping rates.

2. CUSTOM-MADE BOXES

If you ship in volume and find that ready made boxes aren't a perfect fit for your item, custom-made boxes can help you save on shipping in the long run. For smaller items that ship in boxes less than 40.64 cm X 40.64 cm, you'll find plenty of readymade box options but over that general size, your options decrease. Because of dimensional weights, using even a slightly too big box can dramatically increase your shipping rate on every order.

3. SURCHARGES

Both FedEx and UPS have a range of surcharges that can be tacked onto your published rates. These include residential delivery surcharges, fuel surcharges for certain areas, and even for Saturday delivery and over sized packages more than 243.8 cm long (or 330.2 cm in combined length and girth).

Whether you ship occasionally or daily, dimensional weights matter to your business. If you primarily use FedEx and UPS, every parcel that you ship is subject to dimensional weight. That means every extra inch of packaging that you ship costs you more. When shipping with these carriers, it's a good idea to run every parcel through a dimensional weight calculator to get the billable weight, based on box size.

Comparing rates across carriers using rate-comparison shipping software is a great place to start. And understanding surcharges, and how to avoid them whenever possible, can also reduce your rates. Rate-comparison software can help you there, too.